

LUNENBURG COUNTY BOARD OF SUPERVISORS  
160 COURTHOUSE SQUARE  
LUNENBURG COURTS BUILDING, LUNENBURG, VIRGINIA

*March 12, 2020 Meeting*

6:00PM

1. Call to Order
2. Invocation/Pledge of Allegiance: Supervisor Slayton
3. Requests for Additions to the Agenda
4. Conflict of Interest Statements & Organizational Matters
5. Consent Agenda:
  - A) Minutes of the February 13, 2020 Meeting
  - B) **Revised**-Warrants for Approval January 2020
  - C) Warrants for Approval February 2020
  - D) Treasurer's Reports January 2020
6. Monthly Reports
  - A) VA Department of Transportation
  - B) Lunenburg County School Board
    - i) Resolution-FY2019 Carryover Funds
    - ii) Capital Funds Purchase
7. County Offices and Departments
  - A) Victoria Fire & Rescue Capital Request
  - B) Abstract of Votes
8. FY2020-2021 Budget Discussions
  - A) County Offices
  - B) Southside Virginia Community College-Sid Smyth
9. STEPS Homeless Solutions Program Support Form
10. Planning and Economic Development Update
11. Administrator's Update
  - A) Student Government Days
  - B) Bids for Grounds Maintenance
12. County Attorney Update
13. Closed Session Items (if necessary)
14. Other Business (per Board approval)
15. Adjournment

It is the intention of the Lunenburg County Board of Supervisors to comply with the Americans with Disabilities Act. Should you need special accommodations, please contact the County Administrator's Office at 434-696-2142 prior to the meeting date.

-- Tracy M. Gee, County Administrator



## Consent Agenda:

- A) Minutes of the February 13, 2020 Meeting
- B) **Revised**-Warrants for Approval January 2020
- C) Warrants for Approval February 2020
- D) Treasurer's Reports January 2020



LUNENBURG COUNTY BOARD OF SUPERVISORS  
GENERAL DISTRICT COURTROOM  
LUNENBURG COURTS BUILDING  
LUNENBURG, VIRGINIA

DRAFT

Minutes of February 13, 2020 Meeting

The regularly scheduled meeting of the Lunenburg County Board of Supervisors was held on Thursday, February 13, 2020 at 6:00 pm in the General District Courtroom, Lunenburg Courts Building, Lunenburg, Virginia. The following members were present: Supervisors Edward Pennington, Frank Bacon, T. Wayne Hoover, Alvester Edmonds, Mike Hankins, Robert Zava, County Administrator Tracy M. Gee, Deputy Administrator Nicole A. Clark, and County Attorney Frank Rennie. Supervisor Charles R. Slayton was absent.

Vice-Chairman Bacon called the meeting to order. Chairman Slayton did not attend due to having influenza.

Supervisor Pennington provided the invocation and led the Pledge of Allegiance.

Vice-Chairman Bacon requested additions to the agenda from the Board and the public. Mr. Mike Champion was added as 7C regarding Piedmont Senior Resources. Mr. Joe Paschal was added as 7D regarding a resolution to convene a Virginia Constitutional Convention. Mr. Jacob Boatwright was added as 7E regarding the rallying of a local militia. Ms. Emma Webb was added as 8A regarding the Southside Center for Violence Prevention also known as Madeline's House. Administrator Gee read aloud the public speaking ordinance.

Supervisor Hoover made motion, seconded by Supervisor Pennington and unanimously approved, to accept the Consent Agenda to include the Minutes of the January 9, 2020 meetings, the Treasurer's December 2020 reports and the following Warrants for Approval:

January 2020:

Payroll Direct Deposit:	\$ 137,812.78
Payroll Taxes Federal:	\$ 43,107.93
Payroll Taxes State:	\$ 7,817.36
Payroll VRS payment:	\$ 27,722.80
Payroll ICMA-RC payment:	\$ 477.16
Payroll Health Savings Deposits:	\$ 5,711.91
Debt Service wire payments:	\$ 216,470.00
Accounts Payable: #58656-58786	\$ <u>883,759.65</u>
Total:	\$ 1,322,879.59

Supervisor Hoover made a motion, seconded by Supervisor Pennington and unanimously approved, to enter public hearing regarding the partial road abandonment (0.1 miles) of Route 745, Zach Road and (0.6 miles) of Route 732, Bailey Road.

Mr. Kevin Smith of VDOT advised that Mr. Malcolm L. Bailey had requested partial abandonment of Route 745 (Zach Road) with the section of road to abandon being approximately 0.1 miles in length and Route 732 (Bailey Road) with the section of road to abandon being approximately 0.6 miles in length. Mr. Malcolm L. Bailey is the sole landowner of the portions of the roads to be abandoned. Mr. Smith noted that both roads are located in the Rehoboth District #4, Chairman Slayton's district. There was no public comment.

Supervisor Hoover made a motion, seconded by Supervisor Edmonds and unanimously approved, to exit public hearing regarding the partial road abandonment (0.1 miles) of Route 745, Zach Road and (0.6 miles) of Route 732, Bailey Road.



Supervisor Hoover made a motion, seconded by Supervisor Hankins and unanimously approved, to approve the partial abandonment of Route 745 (Zach Road) with the section of road to abandon being approximately 0.1 miles in length and Route 732 (Bailey Road) with the section of road to abandon being approximately 0.6 miles in length and approve the below resolution with signature of Administrator Gee.

BOARD OF SUPERVISORS

Charles R. Clayton, CHAIRMAN  
Election District 4

Frank W. Bacon, VICE-CHAIRMAN  
Election District 3


T. Wayne Hoover  
Election District 1

Mike Hankins  
Election District 2

Edward Pennington  
Election District 5

Alvester L. Edmonds  
Election District 6

Robert G. Zava  
Election District 7



Lunenburg County Administration  
11413 Courthouse Road  
Lunenburg, VA 23852

Tracy M. Gee  
County Administrator

Telephone: (434) 696-2142  
Facsimile: (434) 696-1799

The Board of Supervisors of Lunenburg County, in regular meeting on the 13 day of February 2020 adopted the following:

RESOLUTION

WHEREAS, a public notice was posted as prescribed under §33.2-909, Code of Virginia, announcing a public hearing to receive comments concerning abandoning the section of roads described below and in the VDOT Form AM-4.3's from the secondary system of state highways, and

WHEREAS, the Commissioner of the Virginia Department of Transportation was provided the prescribed notice of this Board's intent to abandon the subject section of road, and

WHEREAS, after considering all evidence available, this Board is satisfied that no public necessity exists for the continuance of the section of Secondary Route 745, Zack Rd. from the end of state maintenance (dead end) of Rte. 745, Zack Rd. to 0.15 miles from the intersection of Rte. 745, Zack Rd. and Rte. 622, Ontario Rd., a distance of 0.10 miles, and hereby deems that section of road is no longer necessary as a part of the Secondary System of State Highways.

WHEREAS, after considering all evidence available, this Board is satisfied that no public necessity exists for the continuance of the section of Secondary Route 732, Bailey Rd. from the end of state maintenance (dead end) of Rte. 732, Bailey Rd. to 0.97 miles from the intersection of Rte. 732, Bailey rd. and Rte. 622, Ontario Rd. a distance of 0.63 miles, and hereby deems that section of road is no longer necessary as a part of the Secondary System of State Highways.

NOW, THEREFORE, BE IT RESOLVED, this Board abandons the above described section of road and removes it from the secondary system of state highways, pursuant to §33.2-909, Code of Virginia.

BE IT FURTHER RESOLVED that a certified copy of this resolution be forwarded to the Residency Administrator of the Virginia Department of Transportation.

Recorded Vote

A Copy Teste:

Moved By: Supervisor Hoover  
Seconded By: Supervisor Hankins  
Yeas: 6  
Nays: 0

Tracy M. Gee  
Tracy M. Gee, Clerk to the Board

Mr. Kevin Smith of VDOT presented the monthly maintenance report. He advised that VDOT crews had recently removed numerous tree limbs from road ways due to the recent wind and heavy rain. He added that several roads in the county had to be closed due to high water; however, all roads have been reopened.

Mr. Mike Champion of 1244 Red Level Lane approached the Board regarding upcoming FY2020-21 funding for Piedmont Senior Resources. He noted that the county currently appropriates \$4,000; however, PSR is requesting \$16,000. Mr. Champion requested the Board consider full funding for the upcoming budget year, as it is needed to maintain the services provided within the county to seniors as well as adhere to the agreement of the member counties.

Mr. Joe Paschal of 1206 North Whittles Mill Road, thanked the Board for the recent resolution declaring Lunenburg as a Second Amendment Sanctuary. He presented another resolution for consideration. The resolution states that Second Amendment Sanctuary counties absolve themselves from all allegiance to the current legislature of Virginia and that all political connections are dissolved. Mr. Paschal named several bills before the Virginia House of Delegates and Virginia Senate regarding guns that he does not support and hoped the Board would agree by passing his proposed resolution. Supervisor Hankins commented that he is not certain if the bills mentioned had crossed over to the full house or senate, however, the Second Amendment Sanctuary resolution passed last month details Lunenburg's position. Supervisor Hankins suggested that County Attorney Rennie review Mr. Paschal's proposed resolution.

Mr. Jacob Boatwright of 7247 South Hill Road approached the Board. He also thanked the Board for the recent resolution declaring Lunenburg as a Second Amendment Sanctuary. Mr. Boatwright requested the Board consider



joining another movement to rally a local militia. He advised that he had sent an email with additional information to Supervisors and asked that his request also be passed to legal counsel to review. Administrator Gee requested a copy of Mr. Boatwright's email for further review.

Victoria Fire & Rescue Chief Rodney Newton requested permission from the Board to make the following purchases for the communications cache. He added that all purchases are 100% reimbursable with State Homeland Security Grant funds.

<u>2018 State Homeland Security Grant Funds:</u>	
Communications Applied Technology—Incident Commander's Radio Interface	\$11,720
Harris Communications-Mobile Radio	\$ 7,000
<u>2019 State Homeland Security Grant Funds:</u>	
2020 Ram 2500 Crew Cab 4x4 Truck	\$51,146.90
Emergency Lighting Package and installation	<u>\$ 9,000</u>
Total:	\$78,866.90

Supervisor Hoover made a motion, seconded by Supervisor Zava and unanimously approved, to approve the purchases listed above for communications cache in the amount of \$78,866.90, 100% reimbursable with State Homeland Security Grant funds.

Ms. Emma Webb, Financial Manager for Southside Center for Violence Prevention (also known as Madeline's House) advised the Board on many of the services provided to Lunenburg residents over the past year. Ms. Webb advised that SCVP's recent application to Children's Advocacy Centers of Virginia (CACVA) had been declined. Ms. Webb noted that this change comes in response to concerns by funding agencies that the organization is trying to serve too large an area to be effective. SCVP currently serves twelve counties; however, beginning July 1<sup>st</sup> they will be reducing the number of counties to five. Lunenburg County will not be one of the five remaining counties served. Ms. Webb thanked the Board for their continued support over the years.

Supervisor Edmonds made a motion, seconded by Supervisor Pennington and unanimously approved, to appoint Mrs. Abigail Barnes of 559 Lunenburg County Road, Victoria to the Crossroads Community Services Board for a three year term expiring December 31, 2022.

Supervisor Hankins made a motion, seconded by Supervisor Hoover and unanimously approved, to appoint Mr. Mike Champion of 1244 Red Level Lane, South Hill to the Piedmont Senior Resources Board for a three year term beginning February 14, 2020 and expiring February 13, 2023.

Administrator Gee explained that she was approached by one of the towns to inquire as to whether they would receive their portion of the Commonwealth Regional Council return-to-locality funds. The County pays the CRC \$19,000 in dues, with the towns sharing one-third of the cost. Kenbridge Town Manager asked if the towns would receive their one-third share from the surplus check given to the County. The surplus check was in the amount of \$4,830.60, one-third being \$1,610.20, making each town eligible to receive \$805.10.

Supervisor Hoover made a motion, seconded by Supervisor Hoover and unanimously approved, to forward each town their half of the one-third portion of the Commonwealth Regional Council return-to-locality funds, in the amount of \$805.10 to each town.

Mr. Glenn Millican, County Planner, provided his monthly report. He advised that he is talking with a company as a less expensive alternative for cell phone tower plan review, with the goal to increase cell tower locations in the county. He also advised that he had recently attended a regional workshop with Southside Virginia Community College workforce training. They discussed the need for localities in Southside Virginia to improve their educational programs, as high school diplomas were no longer allowing graduates to obtain a high wage job.

Administrator Gee provided her monthly report. She advised that the Finance Committee held their first meeting regarding the 2020-21 fiscal year budget prior to the Board meeting. The Finance Committee will be scheduling



a meeting with school finance soon to discuss the school's upcoming budget request. Administrator Gee stated that the new Gary Road Convenience Center would be opening in March. Once it is open, four of the unmanned sites in the area will be closed.

County Attorney Rennie informed the Board that he along with Administrator Gee, County Planner Glenn Millican and Planning Commission Chairman Buck Tharpe met with a solar power company proposing to submit an application to the county. He added that their discussions were very preliminary and they will meet again before any application is submitted.

Supervisor Hoover made a motion, seconded by Supervisor Pennington and unanimously approved, to enter Closed Session citing Virginia Code Section §2.2-3711A3 Acquisition or Disposition of Public Property.

#### CERTIFICATION OF CLOSED SESSION MEETING

WHEREAS, the Board of Supervisors of Lunenburg County, Virginia ("Board") convened a Closed Session Meeting on this date pursuant to an affirmative recorded vote in accordance with the provisions of the Freedom of Information Act; and

WHEREAS, Section §2.2-3712 of the Code of Virginia, 1950, as amended, requires a certification by the Board that such Closed Meeting was conducted in conformity with Virginia law.

NOW, THEREFORE, BE IT RESOLVED that the Board hereby certifies that, to the best of each member's knowledge, (i) only public business matters lawfully exempted from Open Meeting requirements by Virginia law were discussed in the Closed Meeting to which this certification resolution applies, and (ii) only such public business matters as were identified in the motion convening the Closed Meeting were heard, discussed or considered by the Board.

VOTING YES

Supervisor Bacon  
Supervisor Edmonds  
Supervisor Hankins  
Supervisor Hoover  
Supervisor Pennington  
Supervisor Zava


VOTING NO

ABSENT

Supervisor Slayton

Supervisor Zava made a motion, seconded by Supervisor Hoover and unanimously approved, to return to Open Session and certified as indicated.

Supervisor Hoover made a motion, seconded by Supervisor Zava and unanimously approved, to adjourn.

  
\_\_\_\_\_  
Tracy M. Gee, Clerk  
County Administrator

\_\_\_\_\_  
Frank W. Bacon, Vice-Chairman  
Board of Supervisors



**BOARD OF SUPERVISORS**

Lunenburg County Administration  
11413 Courthouse Road  
Lunenburg, VA 23952

**Charles R. Slayton, CHAIRMAN**  
Election District 4

**Frank W. Bacon, VICE-CHAIRMAN**  
Election District 3


**T. Wayne Hoover**  
Election District 1

**Mike Hankins**  
Election District 2

**Edward Pennington**  
Election District 5

**Alvester L. Edmonds**  
Election District 6

**Robert G. Zava**  
Election District 7



**Tracy M. Gee**  
County Administrator

Telephone: (434) 696-2142  
Facsimile: (434) 696-1798

January 31, 2020

Lunenburg County Board of Supervisors  
11413 Courthouse Road  
Lunenburg, VA 23952

Honorable County Supervisors:

The following warrants, including accounting for all voided checks are listed according to Code of Virginia § 15.2-1243 and § 15.2-1244 requiring your approval:

**Revised January 2020:**

Payroll Direct Deposit:	\$ 137,812.78
Payroll Taxes Federal:	\$ 43,107.93
Payroll Taxes State:	\$ 7,817.36
Payroll VRS payment:	\$ 27,722.80
Payroll ICMA-RC payment:	\$ 477.16
Payroll Health Savings Deposits:	\$ 5,711.91
Debt Service wire payments:	\$ 216,470.00
Accounts Payable: #58656-58786	\$ <u>883,759.65</u>

Total: \$ 1,322,879.59

Sincerely,

Tracy M. Gee  
County Administrator



BOARD OF SUPERVISORS

Charles R. Slayton, CHAIRMAN  
Election District 4

Frank W. Bacon, VICE-CHAIRMAN  
Election District 3


T. Wayne Hoover  
Election District 1

Mike Hankins  
Election District 2

Edward Pennington  
Election District 5

Alvester L. Edmonds  
Election District 6

Robert G. Zava  
Election District 7



Lunenburg County Administration  
11413 Courthouse Road  
Lunenburg, VA 23952

Tracy M. Gee  
County Administrator

Telephone: (434) 696-2142  
Facsimile: (434) 696-1798

February 29, 2020

Lunenburg County Board of Supervisors  
11413 Courthouse Road  
Lunenburg, VA 23952

Honorable County Supervisors:

The following warrants, including accounting for all voided checks are listed according to Code of Virginia § 15.2-1243 and § 15.2-1244 requiring your approval:

February 2020:

Payroll Direct Deposit:	\$ 133,326.73
Payroll Taxes Federal:	\$ 42,061.27
Payroll Taxes State:	\$ 7,672.57
Payroll VRS payment:	\$ 28,192.41
Payroll ICMA-RC payment:	\$ 529.22
Payroll Health Savings Deposits:	\$ 5,711.91
Accounts Payable: #58787-58908	\$ <u>327,842.75</u>

Total: \$ 545,336.86

Sincerely,

Tracy M. Gee  
County Administrator



A/P CHECK REGISTER  
Check Date - 2/14/2020

AP100B 2/13/2020 LUNENBURG COUNTY  
TIME-17:36:30

CHECK#	VEND#	VENDOR	CLASS	DATE	AMOUNT	DISCOUNT
58787	283	ADAMS PATRICIA M	000	2/14/2020	144.60	.00
58788	59	AT&T MOBILITY	000	2/14/2020	181.13	.00
58789	472	BAKER LEROY	000	2/14/2020	75.00	.00
58790	139	BENCHMARK COMMUNITY BANK	000	2/14/2020	587.78	.00
58791	48	BILLY'S AUTO SERVICE CENT	000	2/14/2020	992.60	.00
58792	414	BLAKE LINDA	000	2/14/2020	972.00	.00
58793	578	BOYD OF SOUTH HILL	000	2/14/2020	1,373.49	.00
58794	371	BUG BUSTERS PEST CONT, INC	000	2/14/2020	248.00	.00
58795	999999	Campbell James M	000	2/14/2020	30.00	.00
58796	999999	Cleaman Clarence N	000	2/14/2020	30.00	.00
58797	10	CENTURYLINK ANALOG	000	2/14/2020	1,143.50	.00
58798	291	CHUCK'S AUTO&TRUCK REPAIR	000	2/14/2020	1,178.00	.00
58799	53	CLEMENT DIANA W	000	2/14/2020	1,099.47	.00
58800	52	CLEMENT ROBERT E	000	2/14/2020	4,238.38	.00
58801	58	COWAN GATES PC	000	2/14/2020	509.98	.00
58802	119	DATA CARE, INC.	000	2/14/2020	113.05	.00
58803	44	DIAMOND SPRINGS WATER INC	000	2/14/2020	295.00	.00
58804	369	DISCOVERY SCHOOL OF VA FO	000	2/14/2020	1,159.22	.00
58805	46	DOMINION ENERGY VIRGINIA	000	2/14/2020	3,525.16	.00
58806	529	EAST COAST EMERGENCY	000	2/14/2020	226.00	.00
58807	642	FARMVILLE NEWSMEDIA	000	2/14/2020	30.00	.00
58808	999999	Ghee Marie W	000	2/14/2020	30.00	.00
58809	999999	Gregoric Gall A	000	2/14/2020	24.99	.00
58810	24	GALLS, LLC	000	2/14/2020	1,225.00	.00
58811	67	GCR COMPANY	000	2/14/2020	25.00	.00
58812	27	GEE TRACY M	000	2/14/2020	30.00	.00
58813	999999	Henderson Roger E	000	2/14/2020	375.00	.00
58814	807	HM PORTA TOILET LLC	000	2/14/2020	28.24	.00
58815	999999	HURT EDITH MAE	000	2/14/2020	30.00	.00
58816	999999	Johnson Pamblett	000	2/14/2020	468.35	.00
58817	78	KENBRIDGE OFFICE SUPPLY	000	2/14/2020	51.81	.00
58818	77	KENBRIDGE OFFICE SUPPLY	000	2/14/2020	86.40	.00
58819	286	KEY OFFICE SUPPLY INC	000	2/14/2020	30.95	.00
58820	405	KIDD COMMUNICATIONS	000	2/14/2020	100.54	.00
58821	999999	KIRKER REBECCA ANNE	000	2/14/2020	173.91	.00
58822	333	KORMAN SIGNS	000	2/14/2020	150.00	.00
58823	705	L.B. BARNES PLUMBING	000	2/14/2020	30.00	.00
58824	999999	Light John	000	2/14/2020	33.02	.00
58825	999999	LONG JOHN C	000	2/14/2020	110.00	.00
58826	83	LUNENBURG ANIMAL HOSPITAL	000	2/14/2020	500.00	.00
58827	624	MICHAEL J. RIGGS SR.	000	2/14/2020	813.75	.00
58828	90	MOSELEY SYDNEY S.	000	2/14/2020	16,542.50	.00
58829	92	NEW GENERATION	000	2/14/2020	394.80	.00
58830	360	PARKER OIL COMPANY	000	2/14/2020	100.00	.00
58831	94	PEGRAM, PHILLIP	000	2/14/2020	23.66	.00
58832	96	PETTY CASH FUND	000	2/14/2020	6,525.00	.00
58833	96	PIEDMONT REGIONAL JUV.	000	2/14/2020	3,340.00	.00
58834	566	POWELL, ALVIN	000	2/14/2020	1,335.02	.00
58835	466	PRINTELECT	000	2/14/2020	882.06	.00
58836	769	SANGOMA TECHNOLOGIES	000	2/14/2020	200.00	.00
58837	849	SMYTH PROPERTIES	000	2/14/2020	200.00	.00
58838	135	SOUTHSIDE ELECTRIC COOP	000	2/14/2020	13,562.37	.00



A/P CHECK REGISTER  
Check Date - 2/14/2020

AP100B 2/13/2020 LUNENBURG COUNTY  
TIME-17:36:30

CHECK#	VEND#	VENDOR	CLASS	DATE	AMOUNT	DISCOUNT
58839	652	SOUTHSIDE MESSENGER, THE	000	2/14/2020	108.00	.00
58840	106	SOUTHSIDE REGIONAL	000	2/14/2020	3,230.00	.00
58841	999999	STEVE RAWLINS	000	2/14/2020	100.00	.00
58842	999999	THE VLEPSC	000	2/14/2020	250.00	.00
58843	209	THYSSENKRUPP ELEVATOR	000	2/14/2020	4,286.78	.00
58844	134	TOWN OF BLACKSTONE	000	2/14/2020	4,430.49	.00
58845	144	TREASURER OF VIRGINIA	000	2/14/2020	141.14	.00
58846	220	TREASURER OF VIRGINIA	000	2/14/2020	4,489.00	.00
58847	804	TRENT MEDINA	000	2/14/2020	217.95	.00
58848	464	UNIVERSITY OF VIRGINIA	000	2/14/2020	185.00	.00
58849	172	US POSTAL	000	2/14/2020	270.00	.00
58850	557	WEST'S SALES AND	000	2/14/2020	7,095.80	.00
58851	114	VICTORIA AUTOMOTIVE	000	2/14/2020	55.00	.00
58852	455	VIRGINIA'S RETREAT	000	2/14/2020	4,500.00	.00
58853	117	WALLACE AUTO PARTS	000	2/14/2020	715.00	.00
58854	361	WARD ANDREW S.	000	2/14/2020	100.00	.00
		CLASS TOTAL			109,428.67	.00
		ACH TOTAL			.00	
		CHECK TOTAL			109,428.67	
		EPY TOTAL			.00	
		FINAL TOTAL			109,428.67	.00

I HEREBY APPROVE THIS REGISTER FOR PAYMENT WITH EXCEPTIONS LISTED BELOW OR PREVIOUSLY DOCUMENTED.  
THE TOTAL 109,428.67- EQUALS THE WEEKLY LOG SHEET TOTALS AS ADJUSTED.

2-13-2020  
DATE

2-13-2020  
DATE

*Dracynmsee*  
COUNTY ADMINISTRATOR

*Charles R. Sloyton*



AP100B 2/20/2020 LUNENBURG COUNTY  
TIME-13:54:31

A/P CHECK REGISTER  
Check Date - 2/20/2020

CHECK#	VEND#	VENDOR	CLASS	DATE	AMOUNT	DISCOUNT
58855	467	HAMLETT ELIZABETH Y.	000	2/20/2020	131.59	.00
58856	97	PITNEY BOWES	000	2/20/2020	520.99	.00
58857	256	PITNEY BOWES INC	000	2/20/2020	113.49	.00
58858	809	WILLIAMS AMY S.	000	2/20/2020	405.29	.00
		CLASS TOTAL			1,171.36	.00
		ACH TOTAL			.00	
		CHECK TOTAL			1,171.36	
		EPY TOTAL			.00	
		FINAL TOTAL			1,171.36	.00

I HEREBY APPROVE THIS REGISTER FOR PAYMENT WITH EXCEPTIONS LISTED BELOW OR PREVIOUSLY DOCUMENTED.  
THE TOTAL 1,171.36- EQUALS THE WEEKLY LOG SHEET TOTALS AS ADJUSTED.

DATE  
2-20-20

Wacymiller  
COUNTY ADMINISTRATOR  
Charles R. Clayton



A/P CHECK REGISTER  
Check Date - 2/28/2020

AP100B 2/28/2020 LUNENBURG COUNTY  
TIME-14:11:39

CHECK#	VEND#	VENDOR	CLASS	DATE	AMOUNT	DISCOUNT
58859	179	AFLAC	000	2/28/2020	1,535.13	.00
58860	711	ALLSTATE BENEFITS	000	2/28/2020	586.24	.00
58861	190	AMERIGAS	000	2/28/2020	771.55	.00
58862	177	AMERICAN BCBS	000	2/28/2020	24,864.00	.00
58863	864	BERKLEY GROUP LLC, THE	000	2/28/2020	3,452.50	.00
58864	615	BILLY SHELTON INC.	000	2/28/2020	565.00	.00
58865	775	BRIZEE BECKY WRIGHT	000	2/28/2020	120.00	.00
58866	746	CANON SOLUTIONS AMERICA	000	2/28/2020	109.10	.00
58867	101	CENTRA HEALTH INC.	000	2/28/2020	49,788.00	.00
58868	101	CENTRA HEALTH INC.	000	2/28/2020	14,814.00	.00
58869	999999	CENTRAL DISTRICT COR TREA	000	2/28/2020	40.00	.00
58870	291	CHUCK'S AUTO&TRUCK REPAIR	000	2/28/2020	187.69	.00
58871	496	CHUCK'S AUTO&TRUCK REPAIR	000	2/28/2020	7,604.00	.00
58872	119	DATA CARE, INC.	000	2/28/2020	1,414.80	.00
58873	481	DE LAGE LANDEN	000	2/28/2020	1,137.00	.00
58874	191	DEARBORN NATIONAL LIFE	000	2/28/2020	162.96	.00
58875	46	DOMINION ENERGY VIRGINIA	000	2/28/2020	5,738.03	.00
58876	39	ELLIOTT JAMES W	000	2/28/2020	312.00	.00
58877	62	EPES SUPPLY COMPANY	000	2/28/2020	657.52	.00
58878	812	ESRI	000	2/28/2020	1,500.00	.00
58879	642	FARMVILLE NEWSMEDIA	000	2/28/2020	84.00	.00
58880	225	FARMVILLE WHOLESale	000	2/28/2020	113.40	.00
58881	64	FIRST CITIZENS BANK	000	2/28/2020	29.00	.00
58882	66	FUEL FREEDOM CARD	000	2/28/2020	3,105.53	.00
58883	24	GALLS, LLC	000	2/28/2020	8.23	.00
58884	855	GRANITE TELECOMMUNICATION	000	2/28/2020	941.70	.00
58885	751	HEALTH EQUITY	000	2/28/2020	76.70	.00
58886	71	IBM CORPORATION	000	2/28/2020	846.27	.00
58887	78	KENBRIDGE OFFICE SUPPLY	000	2/28/2020	243.93	.00
58888	75	KENBRIDGE TIRE	000	2/28/2020	47.95	.00
58889	651	LEGALSHIELD	000	2/28/2020	18.95	.00
58890	999999	LUNENBURG COUNTY	000	2/28/2020	50.00	.00
58891	649	MECKLENBURG ELECTRIC	000	2/28/2020	165.93	.00
58892	827	MILLICAN GLENN	000	2/28/2020	57.50	.00
58893	212	MINNESOTA LIFE INSURANCE	000	2/28/2020	3.20	.00
58894	667	MUNICODE	000	2/28/2020	900.00	.00
58895	94	OLD HICKORY BUILDINGS, LLC	000	2/28/2020	3,420.00	.00
58896	667	PETTY CASH FUND	000	2/28/2020	7.99	.00
58897	95	PIEDMONT REGIONAL JAIL	000	2/28/2020	82,915.58	.00
58898	566	POWELL, ALVIN	000	2/28/2020	567.00	.00
58899	999999	ROBERTSON LAQUETTA MERCED	000	2/28/2020	283.68	.00
58900	511	SOUTHERN OFFICE MACHINES	000	2/28/2020	21.54	.00
58901	710	THREE RIVERS TREATMENT	000	2/28/2020	5,950.00	.00
58902	755	TREASURER OF VIRGINIA	000	2/28/2020	283.00	.00
58903	464	UNIVERSITY OF VIRGINIA	000	2/28/2020	265.00	.00
58904	507	VACORP	000	2/28/2020	83.07	.00
58905	183	VALIC	000	2/28/2020	2,100.00	.00
58906	113	VERIZON	000	2/28/2020	59.05	.00
58907	563	VIRGINIA ASSOCIATION OF	000	2/28/2020	35.00	.00
58908	111	VIRGINIA CREDIT UNION	000	2/28/2020	200.00	.00
		CLASS TOTAL			217,242.72	
		ACH TOTAL			.00	
		CHECK TOTAL			217,242.72	
		EPY TOTAL			.00	



FINAL TOTAL

217,242.72

.00

I HEREBY APPROVE THIS REGISTER FOR PAYMENT WITH EXCEPTIONS LISTED BELOW OR PREVIOUSLY DOCUMENTED.  
THE TOTAL 217,242.72- EQUALS THE WEEKLY LOG SHEET TOTALS AS ADJUSTED.

2-28-2020  
DATE

Traci M. [Signature]  
COUNTY ADMINISTRATOR

2-28-2020

Charles R. Taylor



ACCOUNT NUMBER	ACCOUNT DESCRIPTION	PREVIOUS BALANCE	DEBIT	CREDIT	ENDING BALANCE
100-0001	** Assets **	2,000.00			2,000.00
100-0010	Cash in Office	400.00			400.00
100-0100	Petty Cash	9,578,401.67			8,445,269.28
100-0102	Benchmark Checking - US Bank	1,203,451.42	1,801,511.96	2,934,644.35	1,205,810.99
100-0135	Caprin Investment - US Bank	1,257,888.93	2,359.57		1,257,976.30
100-0355	Benchmark-Landfill Mitigation		87.37		
100-1252	Benchmark - School Food	78,089.39	12,598.68		90,688.07
100-1253	Benchmark - School Textbook				
100-1355	SNAP Account - CHS Addition	552,208.79	186.99	928.48	551,467.30
100-1705	Benchmark - IDA	11,672,440.20	1,816,744.57	2,935,572.83	10,553,611.94
	** Assets **				
	TOTAL ASSETS	11,672,440.20	1,816,744.57	2,935,572.83	10,553,611.94
300-0100	** Cash Balances **	8,936,939.47	856,947.49	428,460.01	8,508,451.99
300-0132	General Fund Cash Balance	24,033.76			24,033.76
300-0135	Reassessment Fund Cash Balance	590,567.32	13,820.41	16,584.40	593,331.31
300-0136	Solid Waste Mgmt Cash Balance				
300-0137	S/W Construction Cash Balance	550,922.25	23,485.37	45.30	527,436.88
300-0213	Landfill Sites Cash Balance	22,991.04		3.84	23,036.34
300-0214	Law Library Cash Balance	11,526.95			11,530.79
300-0215	Asset Forfeiture Cash Balance	412,279.88	5,944.76	18,106.65	424,441.77
300-0220	E911 Cash Balance	32,458.80			32,458.80
300-0221	Cell Tower Cash Balance	11,794.68	1,335.14	3,307.50	13,767.04
300-0225	Airport Cash Balance	194,902.09	200.00		194,702.09
300-0226	Economic Development Cash Balance	6,962.31			6,962.31
300-0250	School Cash Balance	78,089.39	1,471,188.43	1,471,188.43	
300-0252	School Food Cash Balance	296,225.31		12,598.68	90,688.07
300-0253	School Textbook Cash Balance			9,204.08	305,429.39
300-0260	VPA Cash Balance			92,335.07	
300-0262	CSA Cash Balance		144,891.91	144,891.91	
300-0316	Fire/Rescue Cash Balance	164,873.39		1,000.00	161,692.03
300-0317	Project Lifesaver Cash Balance	4,307.67			5,307.67
300-0319	Voting Machine Cash Balance	4,412.59			4,412.59
300-0320	Capital Outlay Cash Balance	91,652.25			91,652.25
300-0355	School Construction Cash Balance				
300-0420	Debt Service Cash Balance	316,883.19	702,482.70		1,019,365.89
300-0701	Special Welfare Cash Balance	2,175.45	928.48	186.99	2,175.45
300-0705	IDA Cash Balance	552,208.79	41,013.05	41,013.05	551,467.30
300-0715	Commonwealth Current Credit Account		3,357,754.17	2,238,925.91	10,553,611.94
	** Cash Balances **				
	TOTAL PRIOR YR FUND BALANCE	11,672,440.20	3,357,754.17	2,238,925.91	10,553,611.94
	TOTAL REVENUE				
	TOTAL EXPENDITURE				
	TOTAL CURRENT FUND BALANCE	11,672,440.20	3,357,754.17	2,238,925.91	10,553,611.94
	TOTAL LIABILITIES AND FUND BALANCE				



LUNENBURG COUNTY  
REVENUE SUMMARY  
7/01/2019 - 1/31/2020

ACCT#	DESCRIPTION	BUDGET AMOUNT	APPR. AMOUNT	CURRENT AMOUNT	Y-T-D AMOUNT	BALANCE UNCOLLECTED
<b>FUND #-100 ** General Fund Revenue **</b>						
11011	** RE Taxes **	3,430,000.00	3,430,000.00	42,058.70	1,674,074.43	51.19
11020	** Public Service **	220,000.00	220,000.00	.00	137,732.34	37.39
11030	** Personal Property **	2,181,000.00	2,181,000.00	64,359.61	1,166,409.90	46.51
11040	** Machinery & Tools **	271,000.00	271,000.00	33,503.32	153,954.00	43.19
11050	** Merchant's Capital **	78,000.00	78,000.00	750.00	37,502.16	48.07
11060	** Penalties & Interest **	100,000.00	100,000.00	16,753.97	40,497.84	27.14
12010	** Local Sales & Use Taxes **	390,000.00	390,000.00	40,590.82	72,850.22	28.37
12020	** Consumer Utility Taxes **	22,000.00	22,000.00	2,459.15	110,652.12	35.35
12070	** Taxes on Recordation & Wills **	56,000.00	56,000.00	5,037.45	7,778.30	19.77
13010	** Animal Licenses **	8,000.00	8,000.00	1,390.00	11,072.55	59.25
13020	** Animal Fines & Kennel Fees **	3,000.00	3,000.00	155.00	4,740.00	34.00
13030	** Permits & Other Licenses **	22,400.00	22,400.00	2,141.01	1,020.00	22.45
13033	** Local Landfill Revenue **	205,000.00	205,000.00	24,693.19	5,030.36	2.09
14010	** Fines & Forfeitures **	50,000.00	50,000.00	6,030.74	4,295.15	32.07
14040	** Processing Fees **	1,500.00	1,500.00	111.92	1,029.56	68.66
15010	** Revenue From Use of Money **	33,000.00	33,000.00	5,696.06	2,730.02	8.27
15020	** Revenue From Use of Property **	31,500.00	31,500.00	874.79	14,758.71	46.85
16010	** Court Costs **	3,546.00	3,546.00	221.03	1,444.76	40.74
16020	** Charges Commonwealth Attorney **	1,500.00	1,500.00	55.93	880.13	58.67
18030	** Refunds **	.00	.00	.00	508.34	100.00
18990	** Miscellaneous Revenue **	31,333.00	31,333.00	2,600.00	43,559.74	39.02
22010	** Non-Cateforical Aid **	1,081,332.00	1,081,332.00	5,967.67	868,708.67	19.66
23010	** Commonwealth's Attorney **	221,331.00	221,331.00	19,383.04	135,768.65	38.65
23020	** Sheriff **	757,523.00	757,523.00	63,015.76	423,311.01	44.11
23030	** Commissioner of Revenue **	82,895.00	82,895.00	6,706.59	46,330.25	44.10
23040	** Treasurer **	91,314.00	91,314.00	7,731.46	52,453.11	42.55
23060	** Registrar **	38,000.00	38,000.00	.00	38,000.00	100.00
23070	** Clerk of Circuit Court **	206,751.00	206,751.00	17,361.42	82,487.53	39.89
24010	** Public Safety **	75,115.00	75,115.00	30,781.20	113,002.71	50.43
24020	** Fire and Rescue Services **	40,500.00	40,500.00	.00	40,500.00	100.00
33010	** Public Safety **	95,500.00	95,500.00	.00	12,764.64	86.63
41050	** Transfers In **	200,000.00	200,000.00	.00	200,000.00	100.00
49999	** Use of Fund Balance **	381,132.00	381,132.00	.00	381,132.00	100.00
--FUND TOTAL--		10,410,172.00	10,410,172.00	400,435.83	5,717,630.78	45.07
<b>FUND #-132 ** Reassessment Revenue **</b>						
13030	Reassessment Revenue	25,000.00	25,000.00	.00	.00	100.00
--FUND TOTAL--		25,000.00	25,000.00	.00	25,000.00	100.00
<b>FUND #-135 ** S/W Mgmt Revenue **</b>						
12020	** Solid Waste Mgmt **	176,000.00	176,000.00	16,383.87	107,337.64	39.01
24030	** Public Works **	6,000.00	6,000.00	.00	5,904.00	1.60
--FUND TOTAL--		182,000.00	182,000.00	16,383.87	113,241.64	37.77



ACCT#	DESCRIPTION	BUDGET AMOUNT	APPR. AMOUNT	CURRENT AMOUNT	Y-T-D AMOUNT	BALANCE UNCOLLECTED
FUND # -137 ** Landfill Sites Revenue **						
41050	** Transfers In **	509,000.00	509,000.00	.00	.00	509,000.00 100.00
	--FUND TOTAL--	509,000.00	509,000.00	.00	.00	509,000.00 100.00
FUND # -213 ** Law Library Revenue **						
16010	** Court Costs **	1,000.00	1,000.00	45.30	487.19	512.81 51.28
	--FUND TOTAL--	1,000.00	1,000.00	45.30	487.19	512.81 51.28
FUND # -214 ** Asset Forfeiture Revenue **						
15010	** Interest **	.00	.00	3.84	26.91	26.91- 100.00-
	--FUND TOTAL--	.00	.00	3.84	26.91	26.91- 100.00-
FUND # -215 ** E911 Fund Revenue **						
22013	** Communications Tax **	385,000.00	385,000.00	18,106.65	124,611.29	260,388.71 67.63
41050	** Transfers In **	85,640.00	85,640.00	.00	.00	85,640.00 100.00
	--FUND TOTAL--	470,640.00	470,640.00	18,106.65	124,611.29	346,028.71 73.52
FUND # -221 ** Airport Fund Revenue **						
15020	** Revenue from Use of Property **	10,000.00	10,000.00	50.00	3,993.36	6,006.64 60.06
18990	** Miscellaneous Revenue **	3,000.00	3,000.00	1,500.00	1,500.00	1,500.00 50.00
24090	** Airport Grant **	507,000.00	507,000.00	1,757.50	7,217.05	499,782.95 98.57
41050	** Transfers In **	55,000.00	55,000.00	.00	.00	55,000.00 100.00
	--FUND TOTAL--	575,000.00	575,000.00	3,307.50	12,710.41	562,289.59 97.78
FUND # -225 ** Econ Dev Revenue **						
41050	** Transfers In **	48,300.00	48,300.00	.00	.00	48,300.00 100.00
	--FUND TOTAL--	48,300.00	48,300.00	.00	.00	48,300.00 100.00
FUND # -226 ** Economic Dev Grants Fund Rev **						
24090	** Tobacco Grants **	434,700.00	434,700.00	.00	.00	434,700.00 100.00
33071	** VDOT REA21 Grants **	69,490.00	69,490.00	.00	6,962.31	62,527.69 89.98
41050	** Transfers In **	48,300.00	48,300.00	.00	.00	48,300.00 100.00
	--FUND TOTAL--	552,490.00	552,490.00	.00	6,962.31	545,527.69 98.73



ACCT#	DESCRIPTION	BUDGET AMOUNT	APPR. AMOUNT	CURRENT AMOUNT	Y-T-D AMOUNT	BALANCE UNCOLLECTED
FUND # -250	** School Fund Revenue **					
16180	** Charges for Education **	468,724.00	468,724.00	2,435.71	54,917.67	413,806.33
24100	** Education-State **	12,125,853.00	12,125,853.00	1,027,939.96	6,448,275.28	5,677,577.72
33080	** Education-Federal **	1,748,892.00	1,748,892.00	113,072.90	329,028.44	1,419,863.56
41050	** Transfers In **	3,740,000.00	3,740,000.00	259,112.26	1,540,223.49	2,199,776.51
	--FUND TOTAL--	18,083,469.00	18,083,469.00	1,402,560.83	8,372,444.88	9,711,024.12
FUND # -252	** School Food Fund Revenue **					
15010	** Revenue from Use of Money **	.00	.00	33.61	224.45	224.45
16180	** Charges for Education **	.00	.00	11,388.75	58,935.45	58,935.45
24100	** Education-State **	.00	.00	9,393.76	9,393.76	9,393.76
33080	** Education-Federal **	.00	.00	59,233.84	391,896.55	391,896.55
	--FUND TOTAL--	.00	.00	80,049.96	460,450.21	460,450.21
FUND # -253	** School textbook Fund Revenue **					
24020	** Education-State **	.00	.00	9,204.08	64,428.56	64,428.56
	--FUND TOTAL--	.00	.00	9,204.08	64,428.56	64,428.56
FUND # -260	** VPA Fund Revenue **					
16110	** Charges for Welfare/Soc Serv **	.00	.00	.00	192.72	192.72
24060	** Welfare & Social Serv-State **	400,000.00	400,000.00	29,380.37	211,622.37	188,377.63
33010	** Welfare & Social Serv - Fed **	580,000.00	580,000.00	44,095.15	306,500.85	273,499.15
41050	** Transfers In **	160,000.00	160,000.00	18,859.55	75,689.09	84,310.91
	--FUND TOTAL--	1,140,000.00	1,140,000.00	92,335.07	594,005.03	545,994.97
FUND # -262	** CEA Fund Revenue **					
16110	** CEA - Local **	5,000.00	5,000.00	52.69	1,247.90	3,752.10
24060	** CSA - State **	700,000.00	700,000.00	.00	408,343.65	291,656.35
41050	** Transfers In **	250,000.00	250,000.00	144,839.22	108,398.00	141,602.00
	--FUND TOTAL--	955,000.00	955,000.00	144,891.91	517,989.55	437,010.45
FUND # -316	** Revenue Emerg Services Capital **					
41050	** Transfers In **	185,000.00	185,000.00	.00	185,000.00	.00
	--FUND TOTAL--	185,000.00	185,000.00	.00	185,000.00	.00
FUND # -317	** Project Lifesaver Revenue **					
18990	Project Lifesaver	800.00	800.00	1,000.00	1,200.00	400.00



LUNENBURG COUNTY  
REVENUE SUMMARY  
7/01/2019 - 1/31/2020

ACCT#	DESCRIPTION	BUDGET AMOUNT	APPR. AMOUNT	CURRENT AMOUNT	Y-T-D AMOUNT	BALANCE UNCOLLECTED
	--FUND TOTAL--	800.00	800.00	1,000.00	1,200.00	400.00- 50.00-
FUND # -319	** Voting Machine Fund Revenue **					
41050	** Transfers In **	5,000.00	5,000.00	.00	5,000.00	.00 .00
	--FUND TOTAL--	5,000.00	5,000.00	.00	5,000.00	.00 .00
FUND # -320	** Capital Outlay Revenue **					
41050	** Transfers In **	71,662.00	71,662.00	.00	.00	71,662.00 100.00
	--FUND TOTAL--	71,662.00	71,662.00	.00	.00	71,662.00 100.00
FUND # -420	** Revenue Debt Service Fund **					
33080	** Education **	520,000.00	520,000.00	.00	71,347.80	448,652.20 86.27
41050	** Transfers In **	1,129,995.00	1,129,995.00	.00	313,550.77	816,444.23 72.25
	--FUND TOTAL--	1,649,995.00	1,649,995.00	.00	384,898.57	1,265,096.43 76.67
FUND # -701	** Special Welfare Revenue **					
18030	** Charges for Social Services **	.00	.00	.00	2,313.00	2,313.00- 100.00-
	--FUND TOTAL--	.00	.00	.00	2,313.00	2,313.00- 100.00-
FUND # -705	** IDA Revenue **					
15010	** Revenue from Use of Money **	.00	.00	186.99	1,305.83	1,305.83- 100.00-
19020	** Recovered Costs **	.00	.00	.00	24,519.15	24,519.15- 100.00-
	--FUND TOTAL--	.00	.00	186.99	25,824.98	25,824.98- 100.00-
FUND # -715	** Commonwealth Fund Revenue **					
18990	** Sheriff Fees **	.00	.00	734.05	7,868.12	7,868.12- 100.00-
24000	** Estimated Taxes **	.00	.00	40,279.00	89,376.00	89,376.00- 100.00-
25000	** State Income Taxes **	.00	.00	.00	3,093.00	3,093.00- 100.00-
	--FUND TOTAL--	.00	.00	41,013.05	100,337.12	100,337.12- 100.00-
	--FINAL TOTAL--	34,864,528.00	34,864,528.00	2,209,524.88	16,689,562.43	18,174,965.57 52.13



ACCT#	DESCRIPTION	BUDGET AMOUNT	APPR. AMOUNT	CURRENT AMOUNT	Y-T-D AMOUNT	ENCUMBRANCE AMOUNT	UNENCUMBERED BALANCE	REMAINING & AMOUNT
FUND # -100	** General Fund Expense **							
11100	** Board of Supervisors **	49,320.00	49,320.00	3,315.60	31,482.37	.00	17,837.63	36.16
12100	** County Administration **	245,630.00	245,630.00	20,030.99	140,246.87	.00	105,383.13	42.90
12210	** Professional Services **	105,500.00	105,500.00	35,081.60	88,778.77	.00	16,721.23	15.84
12310	** Commissioner of Revenue **	215,050.00	215,050.00	17,825.29	122,427.15	.00	92,622.85	43.07
12410	** Treasurer **	242,620.00	242,620.00	17,550.28	126,858.98	.00	115,761.02	47.71
12510	** Data Processing **	70,000.00	70,000.00	8,225.21	47,881.68	.00	22,118.32	31.59
13100	** Electoral Board **	49,365.00	49,365.00	715.74	17,681.66	.00	31,683.34	64.18
13200	** Registrar **	86,650.00	86,650.00	8,028.62	51,095.21	.00	35,554.79	41.03
21100	** Circuit Court **	11,300.00	11,300.00	91.51	299.95	.00	11,000.05	97.34
21200	** Circuit Court **	5,400.00	5,400.00	345.47	1,485.53	.00	3,914.47	72.49
21300	** General District Court **	1,325.00	1,325.00	16.64	603.63	.00	721.37	54.44
21600	** Juvenile/Domestic Court **	77,600.00	77,600.00	11,741.26	68,548.18	.00	9,051.82	11.66
21700	** Clerk of Circuit Court **	297,340.00	297,340.00	24,182.01	170,013.63	.00	127,326.37	42.82
21752	** Clerk Technology Trust Funds **	.00	.00	.00	2,798.47	.00	2,798.47	100.00
21800	** Courthouse Security **	19,500.00	19,500.00	1,205.57	9,725.41	.00	9,774.59	50.12
21910	** Victim/Witness Coordinator **	71,115.00	71,115.00	5,618.76	38,820.11	.00	32,294.89	45.41
22100	** Commonwealth Attorney **	329,448.00	329,448.00	26,124.80	187,236.05	.00	142,211.95	43.16
31200	** Sheriff & Law Enforcement **	1,271,800.00	1,271,800.00	92,990.71	691,531.98	.00	580,268.02	45.62
32400	** Fire & Rescue Appropriations **	263,200.00	263,200.00	32,385.00	108,059.00	.00	155,141.00	58.94
33200	** Piedmont Regional Jail **	440,000.00	440,000.00	.00	214,814.67	.00	225,185.33	51.17
34000	** Building Official **	93,020.00	93,020.00	8,443.26	52,882.85	.00	40,137.15	43.14
35100	** Animal Control **	95,670.00	95,670.00	7,808.04	54,283.39	.00	41,386.61	43.25
43200	** Buildings & Grounds **	223,260.00	223,260.00	19,288.17	134,400.16	.00	88,859.84	39.80
51200	** Health Dept Appropriation **	110,000.00	110,000.00	.00	82,500.00	.00	27,500.00	25.00
51500	** Medical Examiner **	100.00	100.00	20.00	140.00	.00	40.00	40.00
52500	** Crossroads CSB Appropriation **	53,000.00	53,000.00	13,250.00	39,750.00	.00	13,250.00	25.00
53600	** Madeline's House **	2,000.00	2,000.00	1,000.00	2,000.00	.00	.00	.00
81100	** Planning **	6,900.00	6,900.00	88.98	1,444.42	.00	5,455.58	79.06
81110	** Conditional Use Permits **	2,900.00	2,900.00	129.44	809.52	.00	2,090.48	72.08
81500	** Community Development **	273,164.00	273,164.00	40,115.79	218,943.80	.00	54,220.20	19.84
81600	** Econ/Community Development **	59,000.00	59,000.00	4,560.51	17,626.42	.00	41,373.58	70.12
83000	** Industrial Dev. Authority **	55,000.00	55,000.00	10,931.88	21,676.08	.00	55,000.00	100.00
91001	** Cooperative Extension **	45,000.00	45,000.00	436.70	71,579.24	.00	23,323.92	51.83
91001	** Fringe Benefits **	74,000.00	74,000.00	3,450.00	22,350.00	.00	2,420.76	3.27
91489	** DMV Stops Expense **	25,000.00	25,000.00	3,245.11	205,444.11	.00	2,650.00	10.60
94000	** Capital Improvements **	100,000.00	100,000.00	422,811.03	2,042,861.35	.00	105,444.11	105.44
99000	** Transfers To Other Funds **	5,339,995.00	5,339,995.00	841,053.97	5,089,080.64	.00	3,297,133.65	61.74
	--FUND TOTAL--	10,410,172.00	10,410,172.00	841,053.97	5,089,080.64	.00	5,321,091.36	51.11
FUND # -132	** Reassessment Expense **			.00	.00	.00	25,000.00	100.00
12320	Board of Equalization Wages	25,000.00	25,000.00	.00	.00	.00	25,000.00	100.00
	--FUND TOTAL--	25,000.00	25,000.00	.00	.00	.00	25,000.00	100.00



ACCT#	DESCRIPTION	BUDGET AMOUNT	APPR. AMOUNT	CURRENT AMOUNT	Y-T-D AMOUNT	ENCUMBRANCE AMOUNT	UNENCUMBERED BALANCE	REMAINING
FUND #-135	** S/W Mgmt Expense **							
40423	** Solid Waste Collection **	182,000.00	182,000.00	13,700.98	90,609.05	.00	91,390.95	50.21
	--FUND TOTAL--	182,000.00	182,000.00	13,700.98	90,609.05	.00	91,390.95	50.21
FUND #-137	** Landfill Expenses **							
40427	** Landfill Sites Expense **	309,000.00	309,000.00	23,485.37	134,131.45	.00	174,868.55	56.59
99000	** Transfers to Other Funds **	200,000.00	200,000.00	.00	.00	.00	200,000.00	100.00
	--FUND TOTAL--	509,000.00	509,000.00	23,485.37	134,131.45	.00	374,868.55	73.64
FUND #-213	** Law Library Expense **							
21900	** Expenses **	1,000.00	1,000.00	.00	.00	.00	1,000.00	100.00
	--FUND TOTAL--	1,000.00	1,000.00	.00	.00	.00	1,000.00	100.00
FUND #-215	** 911 & E911 Expense **							
31400	** 911 & E911 Expenditures **	285,640.00	285,640.00	5,949.64	29,040.37	.00	256,599.63	89.83
99000	** Transfers to Other Funds **	185,000.00	185,000.00	.00	185,000.00	.00	.00	.00
	--FUND TOTAL--	470,640.00	470,640.00	5,949.64	214,040.37	.00	256,599.63	54.52
FUND #-221	** Airport Fund Expense **							
40740	** Airport **	575,000.00	575,000.00	1,335.14	23,921.82	.00	551,078.18	95.83
	--FUND TOTAL--	575,000.00	575,000.00	1,335.14	23,921.82	.00	551,078.18	95.83
FUND #-225	** Economic Dev Expenses **							
81000	** Econ Dev Expense Local **	.00	.00	200.00	1,400.00	.00	1,400.00	100.00
99000	** Transfers To Other Funds **	48,300.00	48,300.00	.00	.00	.00	48,300.00	100.00
	--FUND TOTAL--	48,300.00	48,300.00	200.00	1,400.00	.00	46,900.00	97.10
FUND #-226	** Econ Dev Grants Expenditures **							
81519	**Site Readiness II TIC**	483,000.00	483,000.00	.00	.00	.00	483,000.00	100.00
81551	** Va Retreat CRIEHT Grant **	69,490.00	69,490.00	.00	.00	.00	69,490.00	100.00
	--FUND TOTAL--	552,490.00	552,490.00	.00	.00	.00	552,490.00	100.00
FUND #-250	** School Expenses **							
61000	Instruction	12,561,397.00	12,561,397.00	1,073,531.57	5,758,549.53	.00	6,802,847.47	54.15



ACCT#	DESCRIPTION	BUDGET AMOUNT	APPR. AMOUNT	CURRENT AMOUNT	Y-T-D AMOUNT	ENCUMBRANCE AMOUNT	UNENCUMBERED BALANCE	% REMAINING
61001	Regular/Local	968,869.00	968,869.00	.00	.00	.00	968,869.00	100.00
62000	Administration	947,221.00	947,221.00	70,240.41	584,147.36	.00	363,073.64	38.33
63000	Transportation	1,038,961.00	1,038,961.00	97,086.96	616,628.92	.00	422,332.08	40.64
64000	Operations & Maintenance	1,552,830.00	1,552,830.00	121,258.93	923,772.51	.00	629,117.49	40.51
67000	Capital Lease Principal	511,035.00	511,035.00	.00	.00	.00	511,035.00	100.00
68000	School Technology	503,156.00	503,156.00	40,442.96	355,137.11	.00	148,018.89	29.41
	--FUND TOTAL--	18,083,469.00	18,083,469.00	1,402,560.83	8,238,175.43	.00	9,845,293.57	54.44
FUND #-252	** School Food Fund Expense **							
65100	School Food Expenditures	.00	.00	67,451.28	433,881.69	.00	433,881.69	100.00
	--FUND TOTAL--	.00	.00	67,451.28	433,881.69	.00	433,881.69	100.00
FUND #-260	** VPA Expenses **							
11000	Disbursements-State & Federal	430,000.00	430,000.00	35,482.98	226,009.12	.00	203,990.88	47.43
50000	** BASE **	710,000.00	710,000.00	56,934.42	368,084.65	.00	341,915.35	48.15
	--FUND TOTAL--	1,140,000.00	1,140,000.00	92,417.40	594,093.77	.00	545,906.23	47.88
FUND #-262	** CSA Expenses **							
53500	** CSA Fund Expense **	955,000.00	955,000.00	144,895.94	362,777.05	.00	592,222.95	62.01
	--FUND TOTAL--	955,000.00	955,000.00	144,895.94	362,777.05	.00	592,222.95	62.01
FUND #-316	** Emerg Services CapitalExpense **							
32400	** Emerg Services Capital Fund **	185,000.00	185,000.00	3,181.36	81,395.05	.00	103,604.95	56.00
	--FUND TOTAL--	185,000.00	185,000.00	3,181.36	81,395.05	.00	103,604.95	56.00
FUND #-317	** Project Lifesaver Expenses **							
35700	Equipment Project Lifesaver	800.00	800.00	.00	.00	.00	800.00	100.00
	--FUND TOTAL--	800.00	800.00	.00	.00	.00	800.00	100.00
FUND #-319	** Voting Machine Fund Expenses **							
94440	** Voting Machine Fund **	5,000.00	5,000.00	.00	.00	.00	5,000.00	100.00
	--FUND TOTAL--	5,000.00	5,000.00	.00	.00	.00	5,000.00	100.00
FUND #-320	** Capital Outlay Courthouse **							
94371	** Capital Outlay School **	71,662.00	71,662.00	.00	.00	.00	71,662.00	100.00
	--FUND TOTAL--	71,662.00	71,662.00	.00	.00	.00	71,662.00	100.00



ACCT#	DESCRIPTION	BUDGET AMOUNT	APPR. AMOUNT	CURRENT AMOUNT	Y-T-D AMOUNT	ENCUMBRANCE AMOUNT	UNENCUMBERED BALANCE	% REMAINING
FUND #-420	** Debt Service Fund **							
95300	** Debt Service Courthouse **	514,000.00	514,000.00	485,387.70	513,775.40	.00	224.60	.04
95310	** Debt Service School **	1,064,333.00	1,064,333.00	217,095.00	909,135.89	.00	155,197.11	14.58
99000	** Transfer to Other Funds **	71,662.00	71,662.00	.00	.00	.00	71,662.00	100.00
	--FUND TOTAL--	1,649,995.00	1,649,995.00	702,482.70	1,422,911.29	.00	227,083.71	13.76
FUND #-701	** Special Welfare Expenses **							
10000	** Special Welfare Expenses **	.00	.00	.00	2,313.00	.00	2,313.00	100.00
	--FUND TOTAL--	.00	.00	.00	2,313.00	.00	2,313.00	100.00
FUND #-705	** IDA Fund Expense **							
81600	** Industrial Dev Authority **	.00	.00	928.48	29,483.63	.00	29,483.63	100.00
	--FUND TOTAL--	.00	.00	928.48	29,483.63	.00	29,483.63	100.00
FUND #-715	** Commonwealth Fund Expense **							
91900	** Remittances to Commonwealth **	.00	.00	41,013.05	100,337.12	.00	100,337.12	100.00
	--FUND TOTAL--	.00	.00	41,013.05	100,337.12	.00	100,337.12	100.00
	--FINAL TOTAL--	34,864,528.00	34,864,528.00	3,340,656.14	16,818,551.36	.00	18,045,976.64	51.76



-TREASURER TAX COLLECTION RATE SCHEDULE REPORT-  
THRU 2/29/2020

DEPT	TAXES	PPTRA	ABATEMENTS	NET TAX	PAYMENTS	OTHER ADJS	NET PAYMENTS	NET A/R	%COLLECTED
RE2011 1	3179753.87		3703.76-	3176050.11	3129111.30-	44417.73-	3173529.03-	2521.08	99.92
RE2011 1 RE	32.40			32.40	32.40-		32.40-		100.00
HALF TOTALS=	3179786.27		3703.76-	3176082.51	3129143.70-	44417.73-	3173561.43-	2521.08	99.92
DEPT TOTALS=	3179786.27		3703.76-	3176082.51	3129143.70-	44417.73-	3173561.43-	2521.08	99.92
RE2012 1 RE	1600051.66		3676.46-	1596375.20	1586158.95-	9145.60-	1595304.55-	1070.65	99.93
HALF TOTALS=	1600051.66		3676.46-	1596375.20	1586158.95-	9145.60-	1595304.55-	1070.65	99.93
2 R2	1604714.92		7011.79-	1597703.13	1595942.63-	664.60-	1596607.23-	1095.90	99.93
HALF TOTALS=	1604714.92		7011.79-	1597703.13	1595942.63-	664.60-	1596607.23-	1095.90	99.93
DEPT TOTALS=	3204766.58		10688.25-	3194078.33	3182101.58-	9810.20-	3191911.78-	2166.55	99.93
RE2013 1 RE	1615975.85		7652.80-	1608323.05	1592330.73-	14772.52-	1607103.25-	1219.80	99.92
HALF TOTALS=	1615975.85		7652.80-	1608323.05	1592330.73-	14772.52-	1607103.25-	1219.80	99.92
2 R2	1615710.67		8899.41-	1606811.26	1603934.29-	1657.17-	1605591.46-	1219.80	99.92
HALF TOTALS=	1615710.67		8899.41-	1606811.26	1603934.29-	1657.17-	1605591.46-	1219.80	99.92
DEPT TOTALS=	3231686.52		16552.21-	3215134.31	3196265.02-	16429.69-	3212694.71-	2439.60	99.92
RE2014 1 RE	1621662.15		5069.85-	1616592.30	1603081.30-	12248.64-	1615329.94-	1262.36	99.92
HALF TOTALS=	1621662.15		5069.85-	1616592.30	1603081.30-	12248.64-	1615329.94-	1262.36	99.92
2 R2	1617319.15		6507.71-	1610811.44	1608274.41-	1274.32-	1609548.73-	1262.71	99.92
HALF TOTALS=	1617319.15		6507.71-	1610811.44	1608274.41-	1274.32-	1609548.73-	1262.71	99.92
DEPT TOTALS=	3238981.30		11577.56-	3227403.74	3211355.71-	13522.96-	3224878.67-	2525.07	99.92
RE2015 1 RE	1632536.00		4168.68-	1628367.32	1614036.76-	11916.69-	1625953.45-	2413.87	99.85
HALF TOTALS=	1632536.00		4168.68-	1628367.32	1614036.76-	11916.69-	1625953.45-	2413.87	99.85
2 R2	1624504.36		4791.69-	1619712.67	1614797.29-	2122.45-	1616919.74-	2792.93	99.83
HALF TOTALS=	1624504.36		4791.69-	1619712.67	1614797.29-	2122.45-	1616919.74-	2792.93	99.83
DEPT TOTALS=	3257040.36		8960.37-	3248079.99	3228834.05-	14039.14-	3242873.19-	5206.80	99.84
RE2016 1 RE	1639263.91		5423.52-	1633840.39	1615432.42-	15226.44-	1630658.86-	3181.53	99.81
HALF TOTALS=	1639263.91		5423.52-	1633840.39	1615432.42-	15226.44-	1630658.86-	3181.53	99.81
2 R2	1630250.23		6474.81-	1623775.42	1618047.98-	2534.17-	1620582.15-	3193.27	99.80
HALF TOTALS=	1630250.23		6474.81-	1623775.42	1618047.98-	2534.17-	1620582.15-	3193.27	99.80
DEPT TOTALS=	3269514.14		11898.33-	3257615.81	3233480.40-	17760.61-	3251241.01-	6374.80	99.80
RE2017 1 RE	1643831.43		3568.07-	1640263.36	1618878.54-	12773.17-	1631651.71-	8611.65	99.47
HALF TOTALS=	1643831.43		3568.07-	1640263.36	1618878.54-	12773.17-	1631651.71-	8611.65	99.47
2 R2	1643267.95		5245.54-	1638022.41	1624829.57-	1852.30-	1626681.87-	11340.54	99.31
HALF TOTALS=	1643267.95		5245.54-	1638022.41	1624829.57-	1852.30-	1626681.87-	11340.54	99.31
DEPT TOTALS=	3287099.38		8813.61-	3278285.77	3243708.11-	14625.47-	3258333.58-	19952.19	99.39



-TREASURER TAX COLLECTION RATE SCHEDULE REPORT-  
THRU 2/29/2020

DEPT H CLS	TAXES	PPTRA	ABATEMENTS	NET TAX	PAYMENTS	OTHER ADJS	NET PAYMENTS	NET A/R	
RE2018 1 RE	1752770.83		4437.76-	1748333.07	1718452.79-	9704.99-	1728157.78-	20175.29	98.85
HALF TOTALS=	1752770.83		4437.76-	1748333.07	1718452.79-	9704.99-	1728157.78-	20175.29	98.85
2 R2	1746313.47		6107.60-	1740205.87	1712543.75-	2782.60-	1715326.35-	24879.52	98.57
HALF TOTALS=	1746313.47		6107.60-	1740205.87	1712543.75-	2782.60-	1715326.35-	24879.52	98.57
DEPT TOTALS=	3499084.30		10545.36-	3488538.94	3430996.54-	12487.59-	3443484.13-	45054.81	98.71
RE2019 1 RE	1758744.97		2033.52-	1756711.45	1701010.57-	11977.79-	1712988.36-	43723.09	97.51
HALF TOTALS=	1758744.97		2033.52-	1756711.45	1701010.57-	11977.79-	1712988.36-	43723.09	97.51
2 R2	1748764.37		3020.00-	1745744.37	1681396.34-	2635.91-	1684032.25-	61712.12	96.46
HALF TOTALS=	1748764.37		3020.00-	1745744.37	1681396.34-	2635.91-	1684032.25-	61712.12	96.46
DEPT TOTALS=	3507509.34		5053.52-	3502455.82	3382406.91-	14613.70-	3397020.61-	105435.21	96.99
RE TOTALS =	29675468.19		87792.97-	29587675.22	29238292.02-	157707.09-	29395999.11-	191676.11	99.35
COMP TOTALS=	29675468.19		87792.97-	29587675.22	29238292.02-	157707.09-	29395999.11-	191676.11	99.35



DEPT	H	CLS	TAXES	PPTRA	ABATEMENTS	NET TAX	PAYMENTS	OTHER ADJS	NET PAYMENTS	NET A/R	%
PP2015	1	MH	12079.83		252.70-	11827.13	11413.99-	163.10-	11577.09-	250.04	97.89
		1	41822.20		3169.09-	38653.11	38575.25-	77.86-	38653.11-		100.00
		1	152155.17		4416.08-	147739.09	138668.26-		138668.26-	9070.83	93.86
		1	1471338.46	531788.31-	44718.59-	894831.56	869270.69-	3819.13-	873089.82-	21741.74	97.57
		1	237615.00		7490.00-	230125.00	225603.30-	512.05-	226115.35-	4009.65	98.26
		1	736.74		320.77-	415.97	415.97-		415.97-		100.00
		1	1915747.40	531788.31-	60367.23-	1323591.86	1283947.46-	4572.14-	1288519.60-	35072.26	97.35
HALF TOTALS=											
	2	H2	12053.20		252.70-	11800.50	11477.48-	58.92-	11536.40-	264.10	97.76
	2	P2	1452571.92		40958.88-	884158.99	859534.11-	1641.03-	861175.14-	22983.85	97.40
	2	R2	41292.52	527454.05-	2703.48-	38589.04	38585.02-	4.02-	38589.04-		100.00
	2	T2	143082.42		4416.08-	138666.34	129595.51-		129595.51-	9070.83	93.46
	2	X2	736.73		320.76-	415.97	415.97-		415.97-		100.00
HALF TOTALS=											
	2	X2	1649736.79	527454.05-	48651.90-	1073630.84	1039608.09-	1703.97-	1041312.06-	32318.78	96.99
DEPT TOTALS=											
	1	MH	3565484.19	1059242.36-	109019.13-	2397222.70	2323555.55-	6276.11-	2329831.66-	67391.04	97.19
	1	MR	12253.84		122.36-	12131.48	11645.92-	214.24-	11860.16-	271.32	97.76
	1	MT	38011.08		957.15-	37073.93	36897.23-	175.78-	37072.97-		100.00
	1	PP	1622468.35		1373.88-	161094.47	151149.88-	1211.08-	152360.96-	8733.51	94.58
	1	VL	1540793.19	527202.11-	39443.24-	974147.84	945588.21-	9060.74-	954648.95-	19498.89	98.00
	1	XX	234810.00		5315.00-	229495.00	225352.52-	1091.72-	226444.24-	3050.76	98.67
HALF TOTALS=											
	1	XX	1988795.31	527202.11-	47191.63-	1414401.57	1371092.61-	11753.52-	1382846.13-	31555.44	97.77
	2	H2	12224.91		122.36-	12102.55	11825.81-	5.79	11820.02-	282.53	97.67
	2	P2	1525868.82		39308.20-	963929.56	942036.79-	1338.78-	943375.57-	20553.99	97.87
	2	R2	38010.77	522631.06-	937.14-	37073.63	37056.24-	16.43-	37072.67-		100.00
	2	T2	158029.62		1373.88-	156655.74	147855.63-		147855.63-	8800.11	94.38
	2	VL	175.00		175.00-	175.00	175.00-		175.00-		100.00
	2	X2	458.85		458.85-	458.85	458.85-		458.85-		100.00
HALF TOTALS=											
	2	X2	1734767.97	522631.06-	41741.58-	1170395.33	1139408.32-	1349.42-	1140757.74-	29637.59	97.47
DEPT TOTALS=											
	1	MH	3723563.28	1049833.17-	88933.21-	2584796.90	2510500.93-	13102.94-	2523603.87-	61193.03	97.63
	1	MR	12872.18		252.70-	12619.48	12051.86-	245.29-	12297.15-	322.33	97.45
	1	MT	42441.11		77.78-	42363.33	42206.44-	156.89-	42363.33-		100.00
	1	PP	171927.14		116.55-	171810.59	163542.42-	209.17-	163751.59-	8059.00	95.31
	1	VL	1610613.14	529473.42-	40843.53-	1040296.19	1012968.74-	8187.24-	1021155.98-	19140.21	98.16
	1	XX	241840.00		6385.00-	235455.00	230848.48-	936.52-	231785.00-	3670.00	98.44
HALF TOTALS=											
	1	XX	2080152.42	529473.42-	47675.56-	1503003.44	1462076.79-	9735.11-	1471811.90-	31191.54	97.92
	2	H2	12726.96		121.60-	12605.36	12056.50-	199.51-	12256.01-	349.35	97.23
	2	P2	1595034.45		3330.97-	1034617.02	1011160.69-	454.54-	1011615.23-	23001.79	97.78
	2	R2	42408.50	527086.46-	45.44-	42363.06	42312.90-	9.60-	42322.50-	40.56	99.90
	2	T2	163971.52		116.55-	163854.97	157509.58-		157509.58-	6345.39	96.13
	2	X2	458.85		33614.56-	458.85	458.85-		458.85-		100.00
HALF TOTALS=											
	2	X2	1814600.28	527086.46-	81290.12-	1253899.26	1223498.52-	663.65-	1224162.17-	29737.09	97.63
DEPT TOTALS=											
	1	MH	3894752.70	1056559.88-	81290.12-	2756902.70	2685575.31-	10398.76-	2695974.07-	60928.63	97.79
	1	MR	11571.39		76.04-	11495.35	11037.63-	139.12-	11176.75-	318.60	97.23
	1	MR	44487.95		3383.41-	41104.54	40785.05-	77.94-	40862.99-	241.55	99.41




DEPT	H	CLS	TAXES	PPTRA	ABATEMENTS	NET TAX	PAYMENTS	OTHER ADJS	NET PAYMENTS	NET A/R	%COLLECTED
PP2018	1	MT	167647.65		6025.61-	161622.04	154328.03-	63.01-	154391.04-	7231.00	95.53
	1	PP	1625437.99	524590.58-	45322.99-	1055224.42	1026888.64-	7180.08-	1034068.72-	21455.70	97.97
	1	VL	248570.00		8190.00-	240380.00	233576.17-	806.66-	234382.83-	5997.17	97.51
	1	XX	894.60		383.25-	511.35	511.35-		511.35-	100.00	100.00
HALF TOTALS=			2098609.58	524590.58-	63381.30-	1510637.70	1467126.87-	8266.81-	1475393.68-	35244.02	97.67
	2	H2	11558.64		76.04-	11482.60	11089.96-	20.80-	11110.76-	371.84	96.76
	2	P2	1620085.14	522932.10-	45283.89-	1051869.15	1021860.71-	1356.08-	1023216.79-	28652.36	97.28
	2	R2	44274.05		3383.41-	40890.64	40329.00-		40329.00-	561.64	98.63
	2	T2	167475.30		6025.61-	161449.69	145901.24-		145901.24-	15548.45	90.37
	2	X2	894.60		383.25-	511.35	511.35-		511.35-	100.00	100.00
HALF TOTALS=			1844287.73	522932.10-	55152.20-	1266203.43	1219692.26-	1376.88-	1221069.14-	45134.29	96.44
DEPT TOTALS=			3942897.31	1047522.68-	118533.50-	2776841.13	2686819.13-	9643.69-	2696462.82-	80378.31	97.11
PP2019	1	MH	11713.18		47.35-	11665.83	10833.02-	104.75-	10937.77-	728.06	93.76
	1	MR	46804.23		1129.45-	45674.78	42905.00-	26.49-	42931.49-	2743.29	93.97
	1	MT	168781.04		4804.70-	163976.34	151160.31-	50.01-	151210.32-	12766.02	92.21
	1	PP	1804811.32	527569.89-	95178.62-	1182062.81	1114085.34-	7020.28-	1121105.62-	60957.19	94.84
	1	VL	251430.00		9790.00-	241640.00	224973.24-	763.28-	225736.52-	15903.48	93.42
	1	XX	511.35		128.10-	383.25	383.25-		383.25-	100.00	100.00
HALF TOTALS=			2284051.12	527569.89-	111078.22-	1645403.01	1544340.16-	7964.81-	1552304.97-	93098.04	94.34
	2	H2	11687.90		47.35-	11640.55	10361.27-	11.10-	10372.37-	1268.18	89.11
	2	P2	1789666.93	523429.89-	95439.14-	1170797.90	105166.54-	1181.09-	1052347.63-	118450.27	89.88
	2	R2	44973.25		101.48-	44871.77	42008.94-		42008.94-	2862.83	93.62
	2	T2	166085.20		4804.68-	161280.52	145872.54-		145872.54-	15407.98	90.45
	2	X2	511.35		128.10-	383.25	383.25-		383.25-	100.00	100.00
HALF TOTALS=			2012924.63	523429.89-	100520.75-	1388973.99	1249792.54-	1192.19-	1250984.73-	137989.26	90.07
DEPT TOTALS=			4296975.75	1050999.78-	211598.97-	3034377.00	2794132.70-	9157.00-	2803289.70-	231087.30	92.38
PP TOTALS =			19423673.23	5264157.87-	609374.93-	13550140.43	13000583.62-	48578.50-	13049162.12-	500978.31	96.30
COMP TOTALS=			19423673.23	5264157.87-	609374.93-	13550140.43	13000583.62-	48578.50-	13049162.12-	500978.31	96.30



**VIRGINIA DEPARTMENT OF TRANSPORTATION**





**VDOT Call Center - 1-800-367-ROAD**

**South Hill Residency – Richmond District**

LUNENBURGCOUNTY

**BOS Meeting – March 12, 2020**

Maintenance Forces

- Cleaned and repaired several pipes on various routes.
- Cut limbs and brush on various routes.
- Cleaned equipment from snow removal activities.
- Performed ditch removal operations on various routes.
- Wedged low shoulders on various secondary routes.
- Performed litter patrol on various routes.
- Checked various routes for maintenance and safety issues.
- Patched potholes on various routes.
- Machined various NHS routes and hauled stone as needed.



**LUNENBURG COUNTY SCHOOL BOARD**



# Lunenburg County Board of Education



Post Office Box 710  
Kenbridge, Virginia 23944

School Board Office  
(434) 676-2467

Fax  
(434) 676-1000

February 10, 2020

## Supplemental Appropriation Resolution FY2020

WHEREAS the Lunenburg County School Board has a carry-over of \$17,307 from FY2019 based on the Lunenburg County audit performed by Robinson, Farmer, and Cox Associates; and

WHEREAS the Lunenburg County School Board has passed a motion to appropriate the entire carry-over if received to the textbook fund;

NOW THEREFORE BE IT RESOLVED that the Lunenburg County School Board respectfully requests the Lunenburg County Board of Supervisors appropriate the FY2019 carry-over to the FY2020 School Board Budget. The amended total FY2020 School Board Budget would be \$18,100,776.

Attest:

\_\_\_\_\_  
D. Barry Carnes, Chairman

\_\_\_\_\_  
James M. Abernathy, Jr., Clerk







206175		01/06/2020		Trane		Trane	
11/27/2019	310438987		1 -000-900-000-64200-3000	Repaired actuator	655.00		
12/23/2019	310501597		1 -000-900-000-64200-3000	* Replaced defective compressor Cir	12495.00		
Check Total					13150.00		
01/03/2020					10:18:30		

206175		01/06/2020		Trane		Trane	
11/27/2019	310438987		1 -000-900-000-64200-3000	Repaired actuator	655.00		
12/23/2019	310501597		1 -000-900-000-64200-3000	* Replaced defective compressor Cir	12495.00		
Check Total					13150.00		
01/03/2020					10:18:30		

COUNTY OF LUNENBURG  
SCHOOL BOARD  
COMMONWEALTH OF VIRGINIA

88-248  
514

BENCHMARK COMMUNITY BANK  
KENBRIDGE, VIRGINIA

Thirteen Thousand One Hundred Fifty And 00/100 Dollars

CHECK NO. 206175

CHECK DATE 01/06/2020 CONTROL NO. 206175 AMOUNT \$\*\*\*\*13,150.00

PAY TO  
THE  
ORDER  
OF

Trane  
P.O. Box 406469  
Atlanta, GA 30384-6469

*Donald B. Carver*  
*James Abernathy*  
*Armona W. Currier*

⑈ 206175⑈ ⑆051402482⑆ 100000159⑈





**TRANE**

3600 PAMMEL CREEK ROAD  
LA CROSSE, WI 54601-7599

REMIT TO:

Trane U.S. inc.  
PO BOX 406469  
ATLANTA, GA 30384-6469

INVOICE

310501597

NUMBER

12/23/2019  
DATE

1 of 1  
PAGE

Service Provided By  
Virginia/Richmond  
Ph: 804-747-3588 Fax: 804-273-0119  
ASHLAND, VA

BLD TO:

LUNENBURG COUNTY PUBLIC SCHOOLS  
ATTN: ACCOUNTS PAYABLE  
PO BOX 710  
KENBRIDGE, VA 23944

SHIP TO/SERVICE LOCATION:

LUNENBURG COUNTY PUBLIC SCHOOLS  
LUNENBURG COUNTY MIDDLE SCHL  
583 TOMLINSON ROAD  
VICTORIA, VA 23974

Charles Berkley  
PURCHASE ORDER NUMBER

PROJECT/JOB NAME

ORIGINAL SYSTEM NUMBER

2929382  
CUSTOMER ACCOUNT#

PREVIOUS #

19-8189014  
SALES ORDER # / CALL# / CONTRACT #

ORDERING LOCATION

CREDIT JOB/PROJECT#

Due on Receipt PAYMENT TERMS	DUE DATE	FOB	FREIGHT TERMS	12/23/2019 SHIP / CLOSE DATE	SHIP VIA	SHIPPING REFERENCE
---------------------------------	----------	-----	---------------	---------------------------------	----------	--------------------

DATE	DESCRIPTION	UOM	MULT	QUANTITY	UNIT PRICE	EXTENDED AMOUNT
	ERU-3 SEHFC7540500C7AD200100CE0G C03J08445 Replaced defective compressor on Circuit 1, replaced bearings and shaft on energy recovery wheel. Customer will provide replacement refrigerant if needed. Quoted Billing Summary			1.00	12,495.00	12,495.00

*David McGill*  
*Jim M. Cumber*

SPECIAL INSTRUCTIONS:

To view or pay your invoice online,  
Visit [www.comfortsite.com](http://www.comfortsite.com)

New users sign up at [www.trane.com/invoices](http://www.trane.com/invoices)

SUBTOTAL	TAX	FREIGHT	TOTAL
12,495.00	0.00	0.00	12,495.00

Currency: USD